

Name _____

10-1A Lesson Master

Questions on SPUR Objectives

See pages 650–653 for objectives.

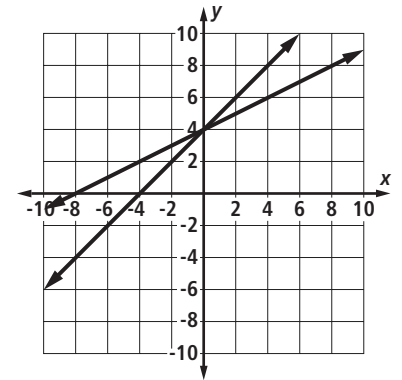
REPRESENTATIONS Objective I

1. Refer to the graph at the right.

a. What system is represented?

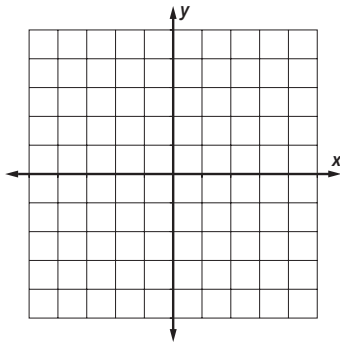
b. What is the solution to the system?

c. Verify your answer to Part b.

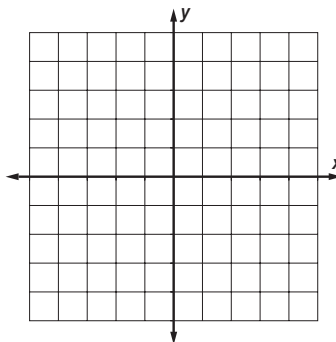


In 2–4, a system is given. Solve the system by graphing.

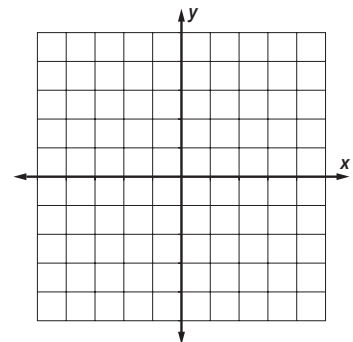
2.
$$\begin{cases} y = 3x + 2 \\ y = -x + 6 \end{cases}$$



3.
$$\begin{cases} x + y = 5 \\ y = -2x + 7 \end{cases}$$



4.
$$\begin{cases} y = \frac{1}{3}x + 4 \\ y = -2x - 10 \end{cases}$$



5. Joyce opened a small store where she sells the bracelets she makes. Her fixed expenses each month are \$1,200. In addition, the supplies for each bracelet cost \$5.00. Joyce sells her bracelets for \$12.50 each.

a. Write the cost and revenue equations as a system.

b. Use a calculator table to find a good window to display the graph. What window did you use?

c. Find the break-even point. Explain what this point means.
