

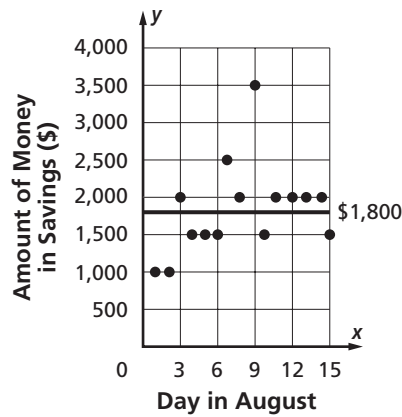
Name _____

4-2B Lesson Master

Questions on SPUR Objectives
See pages 245–249 for objectives.

USES Objective I

In 1–8, use the graph provided, which describes the amount of money in Joanne’s savings account during the first half of August. The horizontal line shows the mean amount of money in the account during that time, which was \$1,800.



1. What is the equation of the horizontal line? _____
2. Give the deviation from the mean on August 1 and August 10. _____
3. For which days is the deviation +200? _____
4. The money in savings, m , during this time is described by the interval $___\leq m\leq___\$.
5. The deviations, d , during this time are described by the interval $___\leq d\leq___\$.
6. Deviations are positive when money, m^+ , is in the interval $___\leq m^+\leq___\$.
7. Deviations are negative when money, m^- , is in the interval $___\leq m^-\leq___\$.
8. Find the greatest absolute deviation and the least absolute deviation. _____
9. The mean speed of a given airplane on its usual route is 525 mph. Due to an excessive headwind, the plane only travels 444 mph. What is the deviation? _____

Copyright © Wright Group/McGraw-Hill

Name _____

4-2B

page 2

REPRESENTATIONS Objective K

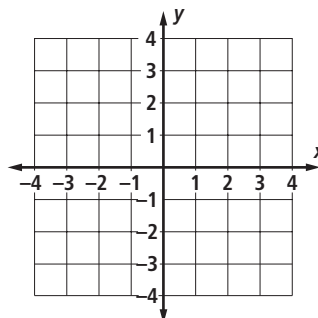
In 10–13, graph the equation on the axes and label it.

10. $x = 3$

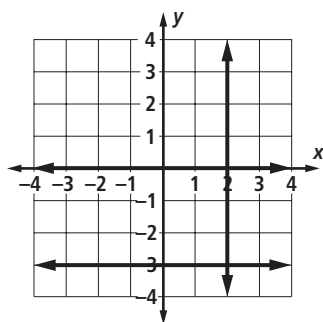
11. $y = -2$

12. $x = -1$

13. $y = 2.5$



In 14–16, give an equation for each of the lines graphed below.



14. _____

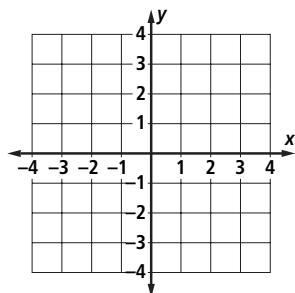
15. _____

16. _____

In 17 and 18, graph first on the number line and then on the coordinate plane.

17. $y = -1.3$

18. $x = 0$



In 19–20, write an equation for the line that contains the given points.

19. $(-3, 4)$ and $(-3, 100)$

20. $(5, 4)$ and $(0, 4)$
